

SAFETY STATEMENT

ABC Company

Address line 1
Address line 2

SAMPLE DOC - COPYRIGHT S-S.ie

Revision number	Date	Document owner	Approved by	Page number
01	xx/xx/xx	Manager 2	Manager 2	1

Contents

PART 1 Company Statement

- 1.1 Application
- 1.2 Objectives of the Safety Statement
- 1.3 Safety Statement
- 1.4 Policy Statement
- 1.5 Revisions

PART 2 Duties and Responsibilities

- 2.1 Management control
- 2.2 Manager 2
- 2.3 Foreman (where appointed)
- 2.4 Contractors' Supervisors
- 2.5 Contractors' Employees

PART 3 Arrangements for Safe Working

- 3.1 Resources
- 3.2 Safety Induction
- 3.3 Training
- 3.4 Safety Consultation
- 3.5 Safety Representation
- 3.6 First Aid
- 3.7 Reporting of Accidents, Diseases and Dangerous Occurrences
- 3.8 Welfare Facilities
- 3.9 Personal Protective Equipment
- 3.10 Permit to Work Systems
- 3.11 Smoking Policy
- 3.12 Drugs and Alcohol Policy
- 3.13 Bullying Policy
- 3.14 Young and Inexperienced Workers Policy

PART 4 Hazard Identification and Control Measures

- 4.1 Hazard Inspections
- 4.2 Fire
- 4.3 Access and Egress
- 4.4 Housekeeping
- 4.5 Manual Handling
- 4.7 Electricity
- 4.8 Offices
- 4.9 Visual Display Units
- 4.10 Hazardous Substances
- 4.11 General Site Work

Revision number	Date	Document owner	Approved by	Page number
01	xx/xx/xx	Manager 1	Manager 2	2

Logo here

ABC Company Safety Statement

PART 5 Annual Report

Part 6 Appendix

- Safety Inspection sheet
- Staff/Contractor Suggestion form
- Sample Template Method Statement for use by Contractors

Disclaimer

This Statement has been prepared with the assistance of www.safety-statements.ie it is accepted that ABC Company is responsible for ensuring that all sections are relevant to their operations.

Revision number	Date	Document owner	Approved by	Page number
01	xx/xx/xx	Manager 1	Manager 2	3

1.1 APPLICATION

This Safety Statement has been developed to assist ABC Company comply with relevant H&S standards and to ensure that contractors and trades people are fully aware of ABC Company commitment to high standards in H&S.

It is accepted that as we are running a project using direct labour and other contractors. As such we are not engaging in any construction activity ourselves and the provision of Method Statements, etc. will be the responsibility of the individual contractors.

1.2 OBJECTIVES OF THE SAFETY STATEMENT

To provide a reference for the policies and procedures used in the project. It is also used to assess and audit the levels of health and safety being achieved.

To provide evidence that the policies and procedures to ensure health and safety objectives are met and have been thought out and documented in order to help those who must execute them.

To provide a control document to record the pertinent changes to the project, which may become necessary from time to time?

To provide assurance that compliance with legal requirements for health and safety are being met or exceeded.

Revision number	Date	Document owner	Approved by	Page number
01	xx/xx/xx	Manager 1	Manager 2	4

1.2 SAFETY STATEMENT

The general Statement on this page sets out the Safety Policy of ABC Company.

It is our intention that its work will be carried out in accordance with the relevant statutory provisions of the Safety, Health & Welfare at Work Act 2005, the Safety, Health & Welfare at Work (General Application) Regulations, the Construction Regulations 2006 and any other applicable regulations from those implemented in 2007. All reasonable practicable measures will be taken to minimise risk to Contractors' Employees or others who may be affected by our activities.

Manager 2 has appointed him/herself as having responsibility for managing Health, Safety & Welfare. Reference should be made to him/her, in the event of any difficulty arising in the implementation of this policy. Manager 2 will have ultimate responsibility for ensuring that the provisions of this Safety Statement are implemented.

The Success of the policy will depend on the co-operation of all Contractors' Employees. It is therefore important that you acquaint yourself will all areas of the Safety Statement. You should ensure that you understand your role and the overall arrangements for Health & Safety within the Company and within your individual area. You should also be aware that you have an obligation to take care of your own safety and that of others that might be affected by your actions.

Signed: _____
Manager 2

Date: _____

Revision number	Date	Document owner	Approved by	Page number
01	xx/xx/xx	Manager 1	Manager 2	5

1.3 Policy Statement:

Manager 2 is committed to, protecting the Safety, Health and Welfare of all employees at work, avoiding product loss, preventing property damage and ensuring its processes will not damage the environment. All reasonable and practicable steps to protect members of the public who may be affected either directly or indirectly by our activities will be followed.

All reasonable and practicable steps shall be taken through consultation with contractors on occupational risk assessment to ensure that workplace conditions, practices and procedures are safe and in compliance with relevant safety, health and welfare legislation.

It is our policy when purchasing materials, making process alterations, altering (by approval) existing equipment or changing a system of work; to study each proposed change to ensure that it is safe in so far as reasonably practicable.

Accidents/incidents reported shall be investigated by Manager 2 to determine the corrective action necessary to prevent recurrence.

This statement shall be revised as often as is necessitated by changes in legislation or the addition of new processes and equipment and all resources shall be provided to ensure its full implementation.

Revision number	Date	Document owner	Approved by	Page number
01	xx/xx/xx	Manager 1	Manager 2	6

Logo here	ABC Company
	Safety Statement

STRUCTURE FOR HEALTH AND SAFETY

PART 2

SAMPLE DOC - COPYRIGHT S-S.ie

Revision number	Date	Document owner	Approved by	Page number
01	xx/xx/xx	Manager 2	Manager 2	8

2.1 MANAGEMENT CONTROL SYSTEM

Manager 2 is the main Project Manager for this build:

The objective of the Safety Management System is to satisfy our legal responsibilities and to exercise greater control of health and safety within our organisation, to protect people and control the business.

Management points that may be measured:

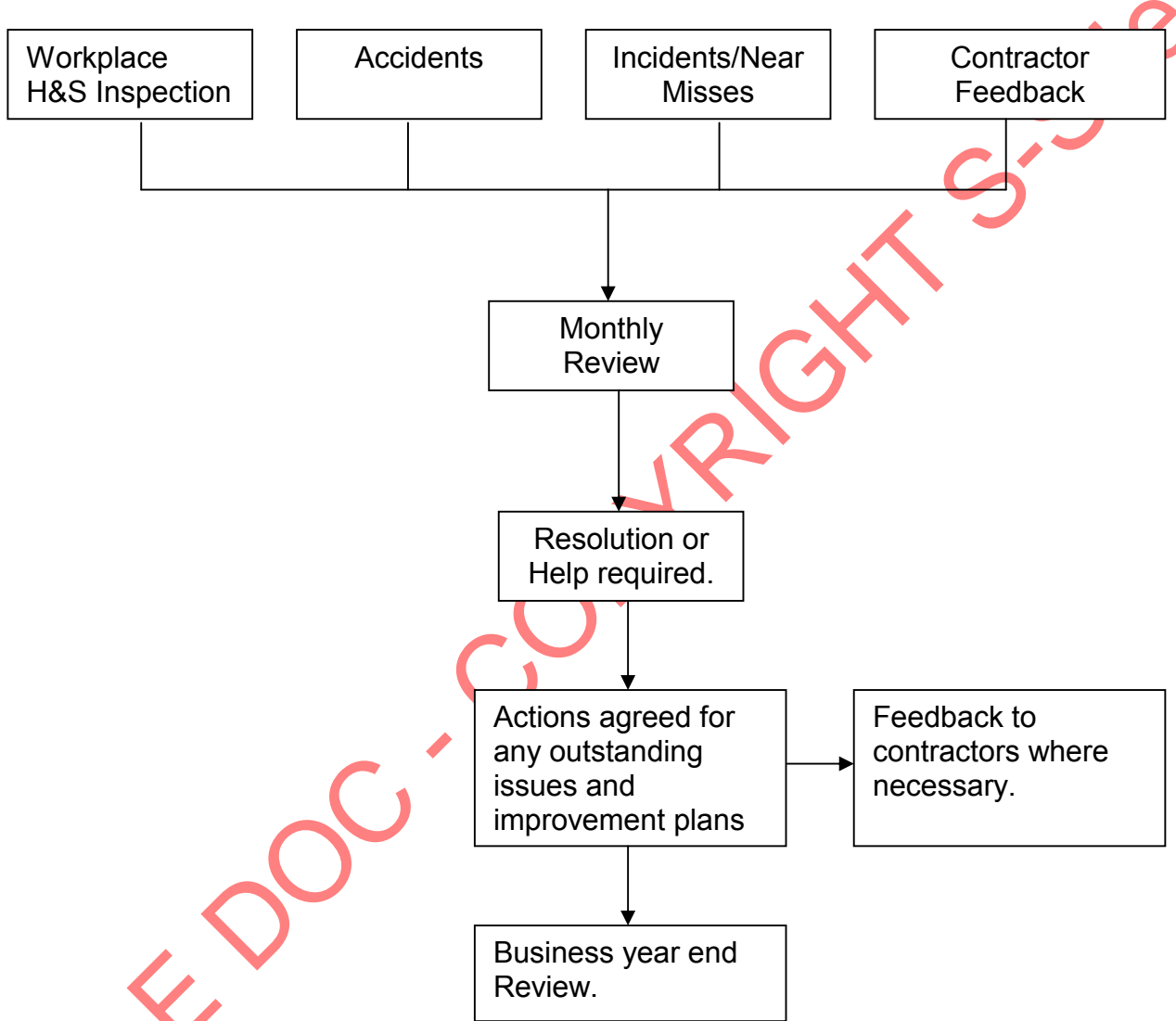
1. Workplace safety and housekeeping inspections
2. Staff/Contractor suggestions and query forms
3. Induction and ongoing training within Contractors
 - 3.1. First aid – as necessary
 - 3.2. Manual Handling – as necessary
 - 3.3. Safe Pass training
 - 3.4. Other Skills cards for Excavators, etc. as per need.
4. Safety critical equipment maintenance records within Contractors
 - 4.1. Vehicles
 - 4.2. Fire extinguishers
5. Fire drill records (if required or needed by clients)
6. Risk assessments
 - 6.1. Initial assessments from 2010
 - 6.2. Annual reviews after 2010
7. Monthly Safety review with Contractors
 - 7.1. Minutes
 - 7.2. Action points
 - 7.3. Outstanding issues resolved
8. Safety Statement
 - 8.1. Implementation in 2010

Records of all of the above points will be held within a Safety Management Folder. This folder is maintained by Manager 1.

Revision number	Date	Document owner	Approved by	Page number
01	xx/xx/xx	Manager 2	Manager 2	9

Health and Safety Management process for ABC Company

Process flow below indicates how Health and Safety issues and procedures are handled.



SAMPLE DOC - COPYRIGHT ©

Revision number	Date	Document owner	Approved by	Page number
01	xx/xx/xx	Manager 2	Manager 2	10

2.2 Manager 2 (Assisted by the Contractors as required)

- ❑ Manager 2 will be responsible for implementation of the procedures within the Safety Statement.
- ❑ Responsible for ensuring that contractors are supported in enabling them to reach the correct decisions in respect of health and safety matters.
- ❑ Supervise the Health and Safety programme.
- ❑ Review all safety rules and, when necessary, recommend suitable changes.
- ❑ Investigate all major accidents and damage to property and recommend action.
- ❑ Ensure that accident records are maintained.
- ❑ Ensure that records of hazards/near miss reports are maintained.
- ❑ Ensure that the systems for ensuring that fire precautions are adequate.
- ❑ The Health, Safety, and Welfare of all contractor's employees are not compromised when all other performance standards are set.

SAMPLE DOC / COPYRIGHT S-S.ie

Revision number	Date	Document owner	Approved by	Page number
01	xx/xx/xx	Manager 2	Manager 2	11

2.3 Site Foreman or Contractor representative (if appointed)

- ❑ Regularly inspect the workplace to ensure that the programme is being complied with and make recommendations directly to all employees in matters concerning Health and Safety.
- ❑ Ensure the review of Health and safety on a monthly basis.
- ❑ Review the Staff/Contractor suggestion and query forms weekly.
- ❑ Control Sub-contractor work on the premises. (when necessary)
- ❑ Supervise the Company Health and Safety programme.
- ❑ Get the assistance of all management in monitoring the effectiveness of the Company Safety Statement.
- ❑ Review all safety rules on a regular basis and, where necessary, recommend suitable changes.
- ❑ Assist in the induction and safety training of new Contractors' Employees.
- ❑ Inspect and maintain records of hazards/near miss reports.
- ❑ Monitor the systems for ensuring that fire precautions are adequate.

Revision number	Date	Document owner	Approved by	Page number
01	xx/xx/xx	Manager 2	Manager 2	12

2.4 CONTRACTOR'S SUPERVISORS

All Contractor's supervisors will be responsible for planned implementation of effective health and safety standards within their area of operation.

The Supervisors bear the responsibility for ensuring that staff are given correct information and training for them to do their job effectively and that their work targets are realistic and do not compromise health and safety requirements.

They are also responsible for ensuring that staff reporting to them are supported in enabling them to reach the correct decisions in respect of health and safety matters.

SPECIFIC RESPONSIBILITIES OF ALL CONTRACTOR'S SUPERVISORS

- ❑ Ensure that all procedures are complied with for all new employees.
- ❑ Implement an efficient communication procedure so that all Personnel are aware of workplace standards as measured against the Company's Safety Policy and are provided with information on accidents and other safety, health and welfare information.
- ❑ Plan and co-ordinate safety training as necessary.
- ❑ Plan and supervise all work processes in a safe manner and in accordance with the standards set out in the Safety Statement.
- ❑ Ensure that all employees directly under your control are aware of their specific responsibilities.
- ❑ Provide assistance to staff in carrying out their responsibilities, particularly in determining the most appropriate order and methods of working.
- ❑ Where work is of a nature not normally carried out by the Company, then identify hazards and, if necessary, arrange for written instructions to be issued, regarding safety sequence, method of work and precaution to be taken, to the person in charge of the work.
- ❑ Allocate work in such a way that health and safety standards are not compromised.

Revision number	Date	Document owner	Approved by	Page number
01	xx/xx/xx	Manager 2	Manager 2	13

Logo Here

ABC Company Safety Statement

- ❑ Know the location of the First Aid Box.
- ❑ Ensure that you know the procedure in the event of a fire.
- ❑ Report any accident or damage, however minor, to senior management.
- ❑ Commend Employees who by action or initiative eliminate hazards.

SAMPLE DOC - COPYRIGHT S-S.ie

Revision number	Date	Document owner	Approved by	Page number
01	xx/xx/xx	Manager 2	Manager 2	14

2.5 All Contractors' Employees

- ❑ All Contractors' Employees are to co-operate with management in the wearing of the correct safety equipment, using the appropriate safety devices and following proper safe systems of work.
- ❑ All Contractors' Employees are to co-operate in the investigation of accidents and the reporting of them and also the reporting to their supervisors of any local hazards of which they become aware.
- ❑ All Contractors' Employees will be encouraged to promote ideas on the improvements of health and safety standards and also provide suitable suggestions for reduction in risks.
- ❑ All Contractors' Employees are forbidden to interfere with or misuse any specified items of safety equipment or any safety device.
- ❑ All Contractors' Employees are required to take care of their own health and safety and they should not indulge in horseplay, wilful unsafe acts or carry out or play practical jokes on other employees.
- ❑ Contractors' Employees found guilty of wilful unsafe acts may be liable to removal from the site.
- ❑ All Contractors' Employees must clean up their working area or assist in tidying up thereof and also to help maintain clear passageways and maintain high standards of local housekeeping and hygiene.
- ❑ Do not smoke in designated "No Smoking" areas and dispose of spent matches, cigarette ends etc. properly.
- ❑ Know the location of the First Aid Box.
- ❑ Ensure that you know the procedure in the event of a fire.
- ❑ Report any accident or damage, however minor, to management.

Revision number	Date	Document owner	Approved by	Page number
01	xx/xx/xx	Manager 2	Manager 2	15

Logo here	ABC Company
	Safety Statement

ARRANGEMENTS FOR SAFE WORKING

PART 3

SAMPLE DOC - COPYRIGHT S-S.ie

Revision number	Date	Document owner	Approved by	Page number
01	xx/xx/xx	Manager 2	Manager 2	16

3.1 RESOURCES

ABC Company recognises that for the effective implementation of the safety procedures and policies laid down in this Safety Statement, adequate resources and funding must be made available.

ABC Company undertakes:

- To ensure that adequate numbers of suitably trained staff are available to undertake all work activities carried out during the project.
- To include health and safety considerations into our estimates for the project.

Revision number	Date	Document owner	Approved by	Page number
01	xx/xx/xx	Manager 2	Manager 2	17

3.2 SITE SAFETY INDUCTION

This procedure will be carried out by the Contractors for their own employees.

Apart from explaining to the new employee what he/she will be required to do and to whom he/she will be directly responsible the following points require highlighting:

1. Show new employee where the Safety Statement is kept, explain its purpose and ensure that the employee is aware of his/her responsibility.
2. Advise new employee of any potentially dangerous areas in the work place.
3. Warn new employee of any prohibited actions in the work place, e.g. operating machinery unless authorised to do so.
4. The training and instruction required for each individual must be considered. The Foreman will arrange for specific training to be given to an employee.
5. Show new employee the location of the First Aid Box and explain the procedure in the event of an accident, in particular the necessity to record accidents, however trivial they may appear at the time.
6. Demonstrate to the new employee the fire and evacuation procedure and assembly points.
7. Instruct the staff member in relation to any job specific risk assessments.

Revision number	Date	Document owner	Approved by	Page number
01	xx/xx/xx	Manager 2	Manager 2	18

3.3 TRAINING

HAZARDS

Inadequately trained staff are a hazard to themselves and their co-employees. ABC Company insists that all contractors employees are correctly trained for the jobs to be undertaken.

Training should include safety induction and safety awareness, manual handling training and First Aid training.

Contractors are to keep training records to include:

1. Name of the employee being trained.
2. Date of training.
3. Training details.
4. Signature of the trainer and employee to ensure that the training has been carried out, documented and understood.

Revision number	Date	Document owner	Approved by	Page number
01	xx/xx/xx	Manager 2	Manager 2	19

3.4 SAFETY CONSULTATION

Section 13 of the 2005 Act places a general obligation on the Contractors as employer to consult with and to take account of any representations made by the employees for the purpose of giving effect to its statutory duties.

While we have no employees at present, we will facilitate this process for contractor employees on the projects.

In order to achieve this we operate a Suggestion or Query form.

A folder of blank forms is held in on site. Contractors or their employees complete a form as needed. The forms are reviewed on a weekly basis by us.

Manager 2 will seek more information as necessary from the relevant staff member and will then agree any actions arising from the Suggestions or Concerns if necessary.

Revision number	Date	Document owner	Approved by	Page number
01	xx/xx/xx	Manager 2	Manager 2	20

3.5 SAFETY REPRESENTATION

As Manager 2 does not employ staff directly, this is not directly applicable. However, where appropriate, we will provide relevant information to the duly elected Safety Rep for any Contractor on this project.

SAMPLE DOC - COPYRIGHT S-S.ie

Revision number	Date	Document owner	Approved by	Page number
01	xx/xx/xx	Manager 2	Manager 2	21

3.6 FIRST AID

CONTROL MEASURES

The first aid box should be suitably marked and easily accessible.

The exact location of the First Aid box must be known by all employees and a specific notice, identifying its whereabouts, must be posted to include names of qualified First Aiders.

The first aid boxes are suitably marked and easily accessible. The location is follows;

- **Project office**

- The First Aid Boxes is inspected on a weekly basis by us. This check and replenishment is recorded and kept on file.
- It should be noted that First Aiders are not empowered to dispense analgesics, pills, or medications. Supplies of such items will not be in first aid boxes. Individual employees who believe they might have a need of these items must be responsible for their own supplies.

Revision number	Date	Document owner	Approved by	Page number
01	xx/xx/xx	Manager 2	Manager 2	22

The following contents are required in a first aid box:

- Card giving general first aid guidance.
- Individually wrapped sterile adhesive dressings.
- Sterile eye pads, with attachment, e.g. Standard Dressing No. 16 BPC.
- Triangular bandages (sterile).
- Safety pins.
- Blue Plasters
- A selection of Unmedicated wound dressings which should include:
 - Medium size sterile unmedicated dressings (approx. 10cm x 8cm, e.g. Standard Dressings Nos. 8 and 13 BPC).
 - Large size sterile unmedicated dressings (approx. 13cm x 9cm, e.g. Standard Dressings Nos. 9 and 14 BPC and the Ambulance Dressing No. 1).
 - Extra large sterile unmedicated dressing (approx. 28cm x 17.5cm, e.g. Ambulance Dressing No. 3).
- It is also recommended that a pair of latex gloves be included in each first aid kit for use by the first aider.

PROCEDURE & RECORD KEEPING

- All issues of first aid consumables and the relevant treatment must be entered on the accident report form.
- The relevant trained first-aid person with Manager/Supervisor on duty will be responsible for completing the form.

Revision number	Date	Document owner	Approved by	Page number
01	xx/xx/xx	Manager 2	Manager 2	23

3.7 REPORTING OF ACCIDENTS, DISEASES AND DANGEROUS OCCURRENCES

All accidents and dangerous occurrences must be reported by the contractors.

- ❑ **Accident report Form**
 - ❑ The accident report form must be completed for all accidents. Copies of this form are available from Manager 1.
- ❑ **Health & Safety Authority**
 - ❑ If an accident occurs either at the place of work or related to a place of work or work activity and causes loss of life to a person who is employed by the Company or disables any person for more than three days from performing his/her normal duties of employment, then written notice must be given to the Health and Safety Authority by the Contractor.
 - ❑ If the accident is fatal, then the scene of the accident must be left undisturbed for three days after notice has been given, other than for rescue purposes.

CONTROL MEASURES

- ❑ **All Accidents, near misses and Dangerous Occurrences**
 - ❑ On site Management, in consultation with the First Aid person, will decide upon the immediate action required in the event of an accident. A medical opinion should be sought in all but the most trivial of injuries.

Revision number	Date	Document owner	Approved by	Page number
01	xx/xx/xx	Manager 2	Manager 2	24

3.8 WELFARE FACILITIES

The Contractor will ensure that adequate welfare facilities are provided on the premises for all personnel.

Adequate toilet facilities shall be provided and maintained in a good clean hygienic condition.

Adequate washing facilities and washing and drying materials/equipment shall be provided and maintained.

Arrangements for eating foodstuffs shall be provided in the form of a canteen/tea room facility on the premises.

An adequate supply of drinking water shall be provided on the premises.

Adequate cloakroom facilities shall be provided for the storage of wet coats, etc. at the installation location.

Revision number	Date	Document owner	Approved by	Page number
01	xx/xx/xx	Manager 2	Manager 2	25

3.9 PERSONAL PROTECTIVE EQUIPMENT

ABC Company shall monitor all Contractors' Employees use of Personal Protective Equipment where required.

HAZARDS

- Physical Exposures
- Chemical Exposures
- Machine exposures

CONTROL MEASURES

Manager 2 shall use the Method Statements and the Risk Assessments supplied by the contractors as the performance measure for the wearing of PPE.

Revision number	Date	Document owner	Approved by	Page number
01	xx/xx/xx	Manager 2	Manager 2	26

3.10 PERMIT TO WORK SYSTEM

ABC Company Permits are part of the Contractor Control Procedure for all Projects and are addressed within that procedure.

SAMPLE DOC - COPYRIGHT S-S.ie

Revision number	Date	Document owner	Approved by	Page number
01	xx/xx/xx	Manager 2	Manager 2	27

3.11 SMOKING POLICY

The Public Health (Tobacco) (Amendment) Act 2004 became law on Monday 29th March 2004. This means that smoking will not be permitted in any enclosed workplace.

In order to comply with the above legislation and for other Safety and Health reasons, it is the policy of ABC Company that our project area is smoke free.

3.12 DRUGS AND ALCOHOL POLICY STATEMENT

ABC Company recognises that alcohol, drugs, or other substance abuse by individuals can have an adverse effect on their ability to perform work and consequently put themselves, us and others at significant risk.

All Contractors' Employees, Contractors, Sub - Contractors and Visitors must be able to perform their duties whilst on our project, or when they are in our premises/ work areas in such a manner that will not affect their safety or the safety of others by acts or omissions.

If we have reasonable grounds to suspect that an Employee or Contractor or Sub Contractor is under the influence of alcohol or drugs (illegal or misused legal substances), they will be removed from the premises.

The possession, distribution or sale of drugs or any associated materials whilst you are on our project, will lead to removal from the project and possible other sanctions.

Revision number	Date	Document owner	Approved by	Page number
01	xx/xx/xx	Manager 2	Manager 2	28

3.13 Bullying at Work Policy

We do not have any employees and therefore will not be implementing a Bullying policy.

However, it is expected that all contractors will address this issue within their own Safety Statements and procedures.

All Contractors and their Employees are invited to strive in ensuring that our working environment remains a pleasant and friendly atmosphere.

SAMPLE DOC - COPYRIGHT © S.S.ie

Revision number	Date	Document owner	Approved by	Page number
01	xx/xx/xx	Manager 2	Manager 2	29

Logo here	ABC Company
	Safety Statement

3.14 Young persons and inexperienced workers policy

ABC Company does not employ Apprentices. ABC Company does not employ inexperienced workers. ABC Company do not offer work experience places to local schools, colleges, etc. All technical Contractors' Employees have trade qualifications and are experienced in their profession.

SAMPLE DOC - COPYRIGHT S-S.ie

Revision number	Date	Document owner	Approved by	Page number
01	xx/xx/xx	Manager 2	Manager 2	30

HAZARD IDENTIFICATION AND CONTROL MEASURES

PART 4

SAMPLE DOC - COPYRIGHT S-S.ie

Revision number	Date	Document owner	Approved by	Page number
01	xx/xx/xx	Manager 2	Manager 2	31

4.1 HAZARD INSPECTIONS

The management of the Company recognises that its activities and premises may present Health and Safety risks and shall identify the areas where control measures are required. Identification of hazards shall be undertaken at regular intervals and management shall take all practicable control measures to reduce the risks to its staff and visitors.

Hazards will be identified, risk assessments made and categorised as per our risk assessment formula.

HAZARD IDENTIFICATION AND RISK ASSESSMENT

- The policy of the Company is to identify hazards in the place of work and to assess the risk to Safety and Health and to control risks as far as is practicable so that they are reduced to an acceptable level.
- "Hazard" is taken to mean "any substance, article, material or practice, which has the potential to cause harm to the Safety, Health or Welfare of employees at work."
- "Risk" is taken to mean "the potential for the hazard to cause harm in the actual circumstances of use."
- Risk Assessment is based on the linking of the probability of occurrence with the severity of loss and/or injury. In this exercise, risks are graded "High," "Medium" or "Low" and numerically rated using the formula below. This is to help with the giving of priority to the employment of controls and the allocation of resources.

Revision number	Date	Document owner	Approved by	Page number
01	xx/xx/xx	Manager 2	Manager 2	32

The formula to be used for conducting risk assessments, assessing the risk from observed infringements/hazards or after an Audit, is shown here. Very minor injuries should score 1 while very serious ones will score higher, personal judgement is needed here. Likewise with the likelihood, 1 is very unlikely that anybody would be exposed to the hazard, while 7 means definite exposure to the hazard. Again personal judgement is needed.

Once the two scores are agreed they should be multiplied, thus giving a risk rating between 1 and 42.

Scores:

1-6 = Very Low risk

7-12 = Low Risk

13-18 = Low to Medium Risk

19-24 = Medium risk

25-30 = Medium to High Risk

31-36 = High Risk, stop the activity and implement immediate controls.

Over 36 = Very high Risk, stop the activity and implement immediate controls.

Risk Calculation Matrix

	How likely is an injury						
How serious will the injury be	1	2	3	4	5	6	7
2							
3							
4							
5							
6							

Notes:

Hazards = Things that can cause and injury.

Risk = The likelihood of an injury happening.

□ Risk Control.

Control measures are intended to reduce the risk to an acceptable level.

- Where practicable the Company commits itself to the elimination of hazards, whether that is by the provision of access arrangements, machine guarding or the provision of special tools etc.

This approach will take into account normal good practice within this sector of industry and the standards and guidelines where these are available.

Revision number	Date	Document owner	Approved by	Page number
01	xx/xx/xx	Manager 2	Manager 2	33

4.2 FIRE

FIRE HAZARDS

Fire and Emergency plan for our project will be followed by the ABC Company Contractors' Employees. However, in general, the fire safety arrangements for ABC Company are set out below.

RISK ASSESSMENT:

Likelihood	Severity	Risk Value
Score =	Score =	Result =

CONTROL MEASURES

A Fire Safety Programme shall be developed when appropriate by management to:

- (a) Guard against an outbreak of fire
- (b) Ensure as far as is reasonably practicable the safety of persons (including members of the public) on the premises in the event of an outbreak of fire.

The Fire Safety Programme shall incorporate arrangements for:

- (a) The prevention of an outbreak of fire through the establishment of day to day fire prevention practices.
- (b) The instruction and training of staff to familiarise them with fire and emergency evacuation procedures, fire call points and use of fire fighting equipment.
- (c) Taking part in client fire and evacuation drills.
- (d) The provision and maintenance of escape routes, free from obstruction and all exits unlocked and operational.
- (e) The provision of adequate fire protection equipment and systems.
- (f) The inspection and maintenance of the fire protection equipment systems.
- (g) The provision of assistance to the fire authorities.

Revision number	Date	Document owner	Approved by	Page number
01	xx/xx/xx	Manager 2	Manager 2	34

- (h) The maintenance of good housekeeping practice to ensure the removal of all combustible rubbish.
- (i) The testing and maintenance of portable heating appliances, and ensuring that all electrical equipment is switched off and unplugged when not in use.

4.2.1 FIRE FIGHTING EQUIPMENT

The purpose of portable fire fighting equipment is as follows:

1. Extinguish incipient fires
2. Protect means of escape in case of fire
3. Protect Contractors' Employees and visitors
4. Protect property.

Portable Fire Extinguishers

Portable fire extinguishers will be provided in sufficient numbers to give adequate cover as per the advice of our Fire Protection Company.

Action in the event of fire

1. Clear everyone from the immediate vicinity of the fire except those actually authorised to engage in fire fighting.
2. Alert other staff in the immediate area of the fire. Contact the Fire Brigade, giving them the address clearly and any other directions necessary. Advise the Client Manager or Deputy pending arrival of the Fire Brigade.
3. If there is no danger by doing so, try to put out the fire with the apparatus provided, but remember portable equipment will only be effective on a small fire - you must catch it before it gets hold.
4. Contractors' Employees should not delay their departure to collect personal belongings from another part of the building and should assemble at the designated assembly point so that they can be quickly accounted for.
5. Make sure that the building is cleared of Contractors' Employees and visitors. Close doors. See that no unauthorised person enters the building.

Revision number	Date	Document owner	Approved by	Page number
01	xx/xx/xx	Manager 2	Manager 2	35

4.2.2 MEANS OF ESCAPE IN CASE OF FIRE

It is essential that escape routes be established, clearly identified and maintained available for use and that the protection afforded them is not impaired in the operation of the premises.

No person shall obstruct a means of escape. Fire exit routes and doors must never be obstructed.

SAMPLE DOC - COPYRIGHT S-S.ie

Revision number	Date	Document owner	Approved by	Page number
01	xx/xx/xx	Manager 2	Manager 2	36

4.3 ACCESS AND EGRESS

HAZARDS

ABC Company Contractors will adhere to all rules regarding access and egress on the Client site. However, set out below are the general arrangements for the company.

Inadequate access and egress facilities can result in:

- Restriction of an orderly evacuation of the premises
- Trips and falls
- Obstruction of emergency exits

RISK ASSESSMENT:

Likelihood	Severity	Risk Value
Score =	Score =	Result =

CONTROL MEASURES

All doors and access points shall be kept clear and maintained.

All passageways shall be kept clear of obstruction.

All floor covering and surfaces shall be kept clean and in good condition.

Adequate lighting shall be provided at all entry, exit points and along corridor and passageways.

Waste shall be removed regularly and systematically stored in a secure place until collected for disposal.

It is vital that all fire escape routes are not obstructed at any time.

Revision number	Date	Document owner	Approved by	Page number
01	xx/xx/xx	Manager 2	Manager 2	37

4.4 HOUSEKEEPING

HAZARDS

Poor housekeeping can pose a wide variety of risks to health and safety.

- Trips:- Materials left lying in the open
- Slips:- On a greasy floors, slippery material strewn around
- Falls:- Use of materials for accessing higher work areas.
- Collisions:- Blockage of access aisles with materials
- Objects falling on people:- Improper stacking of materials
- Fire:- Inadequately and infrequent disposal of combustible rubbish.

RISK ASSESSMENT:

Likelihood	Severity	Risk Value
Score =	Score =	Result =

CONTROL MEASURES

Staff will ensure that access routes are planned, and storage is programmed to ensure that excess materials are not stored on site, storage areas are defined, staff/sub-contractors are made aware of the Company requirements with regard to storage, clearing up and tidiness.

Contractors' Employees must maintain the workplace in a tidy condition at all times.

Supervisors will ensure that stacking areas are prepared and that materials are stored so as not to create difficulties.

Contractors' Employees will ensure that all waste materials in and around the premises are cleared and disposed of safely.

Revision number	Date	Document owner	Approved by	Page number
01	xx/xx/xx	Manager 2	Manager 2	38

4.5 MANUAL HANDLING

As we have no employees, Manual Handling is not addressed as a risk within the project. The manual handling of loads on a project will be the responsibility of the various contractors.

4.7 ELECTRICITY

ABC Company' Contractors will adhere to the controls that are put in place via the method statements. Set out below are the general controls for the project.

HAZARDS

- Electric Shock
- Fire
- Trips or falls from loose cables

RISK ASSESSMENT:

Likelihood	Severity	Risk Value
Score =	Score =	Result =

To ensure that all electrical equipment used on the project is in safe condition.

CONTROL MEASURES

Dangerous or defective cabling should be replaced or remedied in accordance with the E.T.C.I.'s rules. It is important that all extensions, alterations and repairs to electrical circuits are carried out in a proper manner in accordance with E.T.C.I.'s rules.

WIRING STANDARDS

All new fixed and temporary wiring will be to the latest Irish standards and, where practicable, in compliance with the national rules for electrical installations.

Precautions to be included either are or will be as follows:

- Flexible cables will also be adequately protected against external mechanical damage.
- Flexible cables for portable equipment will be properly mechanically restrained within plugs and couplers.
- Enclosures, plugs etc. should be maintained as part of the portable appliance of which they form part, but damaged

Revision number	Date	Document owner	Approved by	Page number
01	xx/xx/xx	Manager 2	Manager 2	39

Logo here

**ABC Company
Safety Statement**

leads, plugs, etc. should not be allowed to remain in service should the equipment not be due for maintenance.

- A record should be kept of each item of equipment so that maintenance can be scheduled and recorded.
- Where appropriate all equipment not in use to be switched off, especially at the end of a working, unless of a specialist type, e.g. servers, etc.
- Sufficient sockets shall be provided to prevent overloading by use of adapters. Proper plugs shall always be fitted to electrical appliances and flex firmly clamped.
- Frayed and damaged cables shall be replaced immediately.
- Flexible cables should not be run across floors. Where damage at floor level to other cables is possible, protection by ramps, conduit or armouring will be considered and applied.

SAMPLE DOC - COPYRIGHT © S-S.ie

Revision number	Date	Document owner	Approved by	Page number
01	xx/xx/xx	Manager 2	Manager 2	40

4.8 OFFICES

HAZARDS

- While office work may not be considered as a high-risk activity unsafe work systems and layout may result in injury or illness.

RISK ASSESSMENT:

Likelihood	Severity	Risk Value
Score =	Score =	Result =

CONTROL MEASURES

- This section is not applicable as ABC Company will not be maintaining an office on the site.

4.9 VISUAL DISPLAY UNITS (VDU'S)

HAZARDS

The main problems that may be associated with VDU's are as follows:

- This section is not applicable as ABC Company will not be maintaining an office on the site.

Revision number	Date	Document owner	Approved by	Page number
01	xx/xx/xx	Manager 2	Manager 2	41

4.10 HAZARDOUS SUBSTANCES

HAZARDS

Health hazards from substances can be divided into the following categories:

- External contact - corrosive, skin absorption, dermatitis.
- Inhalation - gases, fumes, vapours.
- Ingestion - swallowing.

RISK ASSESSMENT:

Likelihood	Severity	Risk Value
Score =	Score =	Result =

These are general points of information only. The various Contractors on the projects will address hazardous materials as part of their method statements and risk assessments. Manager 2 shall use the supplied documents as a reference for measuring the performance of the contractor.

CONTROL MEASURES

SUPERVISION WHEN NECESSARY

- The Workplace Supervisor will ensure that:
 - All glues and other substances are listed in a safety file.
 - All glues and other substances have an up to date Material Safety Data Sheet (MSDS) on file.
 - The control measures listed in the MSDS are followed.
 - A written assessment, control measures and other information are on site.
- All glues and substances are stored in an appropriate unit that is fire retardant and can contain spillages.
- Procedures planned to handle or use any hazardous substance or process are carried out fully.

Revision number	Date	Document owner	Approved by	Page number
01	xx/xx/xx	Manager 2	Manager 2	42

Logo here

**ABC Company
Safety Statement**

- ❑ Any, equipment, hygiene measures or protective clothing are provided and maintained as required.
- ❑ Any necessary air sampling, medical examinations, testing, etc. will be carried out as required and records will be kept on the premises.
- ❑ All measures necessary to protect other workers and the general public from any substance hazardous to health will be provided and maintained.

SAMPLE DOC - COPYRIGHT S-S.ie

Revision number	Date	Document owner	Approved by	Page number
01	xx/xx/xx	Manager 2	Manager 2	43

4.11 General Construction work

Note: **All project work is subject to individual assessment and the production of a method statement to cover the tasks and activities of the specific job. The Contractors will supply Manager 1 and Manager 2 with the Method and the supplied document shall be used as a measurement tool. Set out below are some general control measures.**

HAZARDS

- Multi hazard

RISK ASSESSMENT: As per individual assessments

To ensure that the activities of the installers does not create a hazard.

CONTROL MEASURES FOR CONTRACTORS

- All employees will be fully qualified in their areas of expertise.
- Copies of the qualifications will be kept on file.
- All Contractors' Employees will hold skills cards as appropriate.
- Areas of exclusion will be set up to ensure no accidents may happen to third parties.
- All portable tools shall be battery operated or 110V only.
- Housekeeping practices will ensure that all areas are kept clean during the working day and the area will be left clear at the end of the working day.
- Where it is necessary to leave work unfinished at the end of a working day, relevant signage and/or barriers will be put in place.
- Work areas and machinery will be kept clean and tidy at all times.
- Work areas will be subject to the H&S inspections.
- Personal Protective Equipment comprised of Gloves, Knee Pads, Masks, Safety Boots and Hi Viz will be worn as relevant for the particular type of hazard.

Revision number	Date	Document owner	Approved by	Page number
01	xx/xx/xx	Manager 2	Manager 2	44

Logo here	ABC Company
	Safety Statement

Appendix

SAMPLE DOC - COPYRIGHT S-S.ie

Revision number	Date	Document owner	Approved by	Page number
01	xx/xx/xx	Manager 2	Manager 2	46

	ABC Company
	Safety Statement

Safety Inspection Sheet

Inspector:		Area:		Date:
Structure, equipment, tool & work practice	Inspection item (relating to each structure, equipment, tool & work practice)	Substandard condition / practice noted	Corrective action required	Action by & date

SAMPLE DOC, COPYRIGHT S.S.ie

Revision number	Date	Document owner	Approved by	Page number
01	xx/xx/xx	Manager 2	Manager 2	47

Suggestion forms

SECTION A: To be completed by person with suggestion

Name: _____ Position: _____ Date: _____

Details of Suggestion: _____ _____ _____ _____ _____
--

SECTION B: to be completed by Supervisor or Manager 2

Action Taken: _____ _____ _____ _____
--

Signature: _____
Date _____



ABC Company Safety Statement








Sample Template Method Statement for Contractors.

Contractor	Name:	Address:	Tel:
			E-mail:
Project Name			
Description of the Task/Activity			
Site Address/Location:		Start Date/Time:	
		Finish Date/Time	
Personnel Involved	Name	Role/Trade	
Site Supervisor:		Tel:	
Safety Officer		Tel:	
Key Plant & Tools (Attach Certification)			
Key Materials			
Other Essential Equipment:	(i.e. access platforms/winches/ladders, etc)		
Specific Identified Residual Hazards: (or refer to the task specific risk assessment(s))			

DOC - COPYRIGHT S.S.I.E

SAM

ABC Company Safety Statement

Storage Arrangements:							
Details of Permits to Work:							
SWL's:	(Detail any limits on the loadings applicable to temporary plant/equipment or fixed elements of the structure where the work is taking place)						
Required Personnel Protective Equipment:	 Safety Boots	 Hard Hats	 Safety Gloves	 Hearing Protection	 Eye Protection	 Respiratory Protection	Other: 1. Hi-Viz 2. Coveralls 3.
Emergency Procedures:							
 First Aid Facilities:	Name of On-Site First Aider:						
	First Aid Box Location:						
	Location of Nearest Hospital:						
Welfare Requirements							
Services to be supplied by Others							
Other information & Comments							

All work will be undertaken by qualified competent persons with experience of the type of work described above, and in all cases in full accordance with safety procedures specified in the company's health and safety Policy.

Prepared by:
 Position:
 Reviewed by:
 Position:

Date:
 Date:

